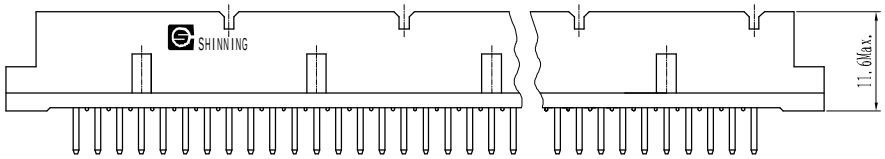

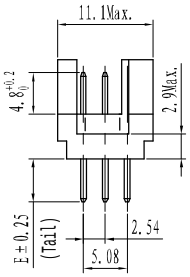

Three rows tail

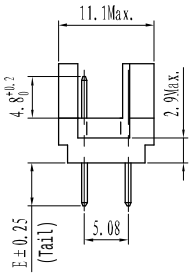

Two rows tail

Performance characteristics:

1.Main body part material
  Insulator:See part number rule
  Contact terminal: Phosphor bronze,1.27μm Ni under plated, outer plating see part number rule

2.Electrical requirements:
  Current rating: 1.5 A (at 20℃)
  Contact resistance: ≤20 mΩ
  Insulation resistance: ≥10^6 MΩ
  Withstanding voltage: 1000 Vr.m.s, 1mA, 60s

3.Environment specification
  Working temperature: -55℃~+125℃

4.Applicable standard:DIN41612

5.Packing & storing
  Method of packing: Box,inner box,outer box
  Storing condition: Temperature of -10℃~+40℃ below 80% relative humidity

6.Style of installation: Solder pcb installation

7.To prevent the pollution of the environment product info RoHS agreement:Content

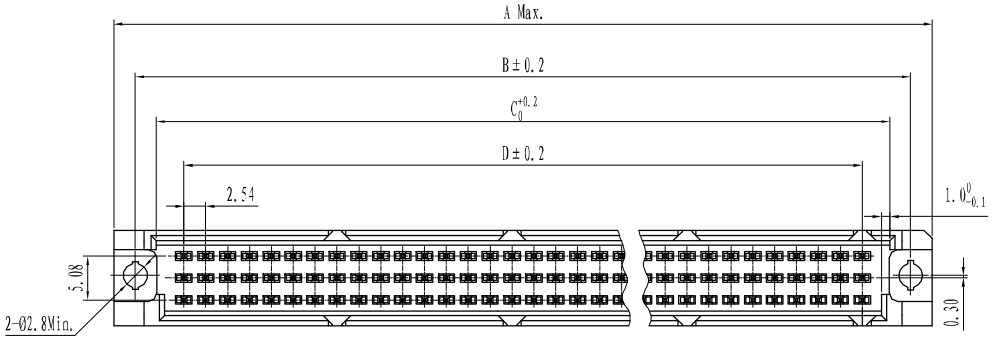

Spec table:

P/N	A	B	C	D
1822-216-XX-X	54.40	50.00	44.60	38.10
1822-316-XX-X	54.40	50.00	44.60	38.10
1822-232-XX-X	95.00	90.00	85.20	78.74
1822-332-XX-X	95.00	90.00	85.20	78.74

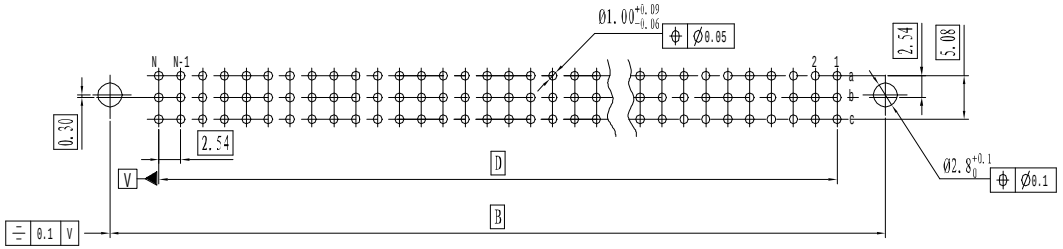

Recommended PCB layout

1822 - XXX- X X - X

Series code

Terminal&array	
Code	Definition
216	2*16
316	3*16
232	2*32
332	3*32

Tail long code	
Code	Definition E
1	3.75
3	5.00
4	9.60
5	14.70

Plating code		
Code	Definition	
	Contact	Tail
5	Gold flash	Sn3~5μm
6	Au 0.25μm	
7	Au 0.38μm	
8	Au 0.76μm	
X	Customized	

Insulator material&color	
Code	Definition
A	PBT grey UL94V-0
X	Customized

Unless otherwise specified tolerance:

X.	±0.50	X.°	±3°
.X	±0.38	.X°	±2°
.XX	±0.25		

Mark	NO.	File NO.	Signature	Date
DRAW		k liu 2009.05.20		
CHK		Helen2009.05.20		
MAN		Cindy2009.05.21		
STD		Jiang2009.05.31		
APP				

DIN41612 CONN.R type
male solder tail

1822-XXX-XX-X

SL0.1822.100

Projection	Rev.	Weight	Scale
	A0		

Sheet 1 of 1

SHINNING SHENZHEN SHINNING ELECTRONIC CO.,LTD.